

MONDAVI  
CENTER  
Arts Education

CUE  
Sheet  
for Teachers



**Mariachi Los Camperos de Nati Cano**

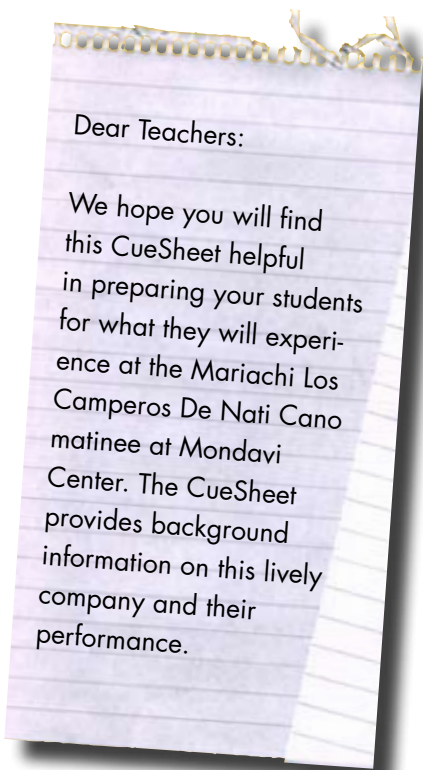
FRI, OCT 9, 2009 | 11:00 AM Jackson Hall

*Recommended for grades K-12*

**ABOUT**

For more than 40 years, the Grammy-winning, Los Angeles-based Mariachi Los Camperos de Nati Cano has been one of this country's foremost exponents of mariachi, a brilliant, exciting form of traditional music and dance from the Mexican state of Jalisco. Mariachi Los Camperos has become a Mondavi Center favorite because of its spirited music, high-energy performances, and Cano's warm, charismatic stage presence.


**MARIACHI** is a type of musical group, originally from Guadalajara, Jalisco, Mexico. Usually a mariachi consists of at least three violins, two trumpets, one Spanish guitar, one *vihuela* (a high-pitched, five-string guitar), one *guitarrón* (a small-scaled acoustic bass), and occasionally a harp. They dress in silver studded charro outfits with wide-brimmed hats. The original mariachi were Mexican street musicians or buskers. Many mariachis are professional entertainers doing paid gigs in the mainstream entertainment industry. Professionals are normally skilled at more than one instrument, and they also sing. They sometimes accompany or even pop star ranchera singers such as Vicente Fernandez Luis Miguel. Although ranchera singers dress (charro suit), they are not mariachis. (<http://en.wikipedia.org/wiki/Mariachi>)



Dear Teachers:

We hope you will find this CueSheet helpful in preparing your students for what they will experience at the Mariachi Los Camperos De Nati Cano matinee at Mondavi Center. The CueSheet provides background information on this lively company and their performance.

*guitarrón*



*vihuela*



**LEARN MORE**

- <http://www.myspace.com/mariachiloscamperosdenaticano>
- [http://en.wikipedia.org/wiki/Mariachi\\_los\\_Camperos](http://en.wikipedia.org/wiki/Mariachi_los_Camperos)
- <http://www.youtube.com/watch?v=ac9KGsaaUyg>
- <http://www.youtube.com/watch?v=xd0ij8l1lk>



ROBERT AND MARGRIT  
**MONDAVI CENTER**  
FOR THE PERFORMING ARTS  
UC DAVIS

# THINK ABOUT IT!

## DEAR STUDENTS

Talking with your teacher, friends, and family about a performance after attending the theater is part of the experience. When you share what you saw and felt you learn more about the performance. You can now compare ideas, ask questions and find out how to learn even more. Here are some questions to think about:

- 1 How would you describe a Mariachi Los Camperos performance to a friend?
- 2 What did you like best about the performance and why? Was the program different from what you expected? How?
- 3 What do you think life would be like if you were a member of a mariachi band?



## ATTENDING THE THEATER

### WHAT IS EXPECTED OF STUDENT AUDIENCES AT THE MATINEE:

- Enter the auditorium quietly and take your assigned seat immediately (note that all matinees have reserved seating);
- Show courtesy to the artist and other guests at all times;
- Demonstrate appreciation for the artist's work by applauding at the appropriate times;
- Refrain from making unnecessary noise or movements;
- Please eat lunch before or after the performance; food is not allowed in the performance hall;
- Relate any information acquired from the pre-matinee discussion to the new information gained from the matinee;
- Please do not use flash photography.


### WHAT YOU CAN EXPECT OF YOUR EXPERIENCE IN A PERFORMING ARTS THEATER:

A theater is a charged space, full of energy and anticipation. When the house lights (the lights that illuminate the audience seating) go down, the excitement level goes up! Theaters are designed so that the voices of the singers and actors and the music of the musicians can be heard. But this also means that any sound in the audience—whispering, rustling of papers, speaking and moving about—can be heard by other audience members and by the performers. Distractions like these upset everyone's concentration and can spoil a performance.

The performers on stage show respect for their art form and for the audience by doing their very best work. The audience shows respect for the performers by watch-

ing attentively. Applause is the best way for audience members to share their enthusiasm and to show their appreciation for the performers. Applaud at the end of a performance! Sometimes the audience will clap during a performance, as after a featured solo. Audience members may feel like laughing if the action on stage is funny, crying if the action is sad, or sighing if something is seen or heard that is beautiful.

Appreciation can be shown in many different ways, depending upon the art form and the culture(s) of the people in the audience. While the audience at a dance performance will sit quietly, other types of performance invite audience participation.



### ROBERT AND MARGRIT MONDAVI CENTER FOR THE PERFORMING ARTS

**Don Roth, Ph.D** Executive Director

**Joyce Donaldson** Associate to the Executive Director for Strategic Projects and Arts Education

**Ruth Rosenberg** Professional Development Programs Coordinator

**MondaviArts.org**  
530.754.5430

### MONDAVI CENTER ARTS EDUCATION

Arts Education provides CueSheets for all performances in the Mondavi Center 2009-10 School Matinee Series. They are intended to help teachers prepare their students for the school matinee that they will attend at Mondavi Center, UC Davis.



Friends of  
Mondavi Center