

TECHNICAL SPECIFICATIONS FOR




Barbara K. and W. Turrentine
JACKSON HALL

Mondavi Center
UC DAVIS

Revised January 2019

Jackson Hall at the Robert and Margrit Mondavi Center for the Performing Arts



Above photo by Max Whitaker



DEPARTMENT CONTACTS

Name	Title	Office telephone	E-mail address
Donna J. Flor	Production Manager	530-752-8447	djflor@ucdavis.edu
Adrian Galindo	Assistant Production Manager	530-752-8417	aogalindo@ucdavis.edu
Christopher C. Oca	Head Stage Manager and Crew Chief	530-752-8440	ccoca@ucdavis.edu
David M. Moon	Senior Events Coordinator	530-754-9759	dmmoon@ucdavis.edu
Phil van Hest	Master Carpenter/Rigger	530-752-2164	pjvanhest@ucdavis.edu
Eric Richardson	Master Electrician	530-754-9174	esrichardson@ucdavis.edu
Rodney Boon	Head Audio Engineer – Mondavi Center/Jackson Hall	530-754-8014	rboon@ucdavis.edu
Daniel Villegas	Lead Audio Engineer – Vanderhoef Studio Theatre	530-754-5691	jdvillegas@ucdavis.edu
Wai Kit Tam	Lead Video Technician	530-752-8444	wktam@ucdavis.edu
Tristan Wetter	Lead Electrician – Vanderhoef Studio Theatre	530-752-6703	tdwetter@ucdavis.edu
Holly McNeill	Stage Manager	530-754-0843	hemcneill@ucdavis.edu
Maya Severson	Stage Manager	530-752-2752	mseverson@ucdavis.edu
Karl Metts	Senior Stage Technician	530-752-4604	jkmetts@ucdavis.edu
Ian Strother	Senior Stage Technician	530-752-3638	idstrother@ucdavis.edu
Christine Richers	Senior Stage Technician	530-752-2607	cmrichers@ucdavis.edu
Christopher Lugo	Senior Stage Technician	530-752-3684	lugo@ucdavis.edu

Additional contact information

Production Department group e-mail

mc-ud-production@ucdavis.edu

(This e-mail address contacts all members of the Production Department)

Artist Services: Contact Artist Services Manager Laurie Espinoza at 530-752-8452 or llespinoza@ucdavis.edu

Merchandise: Contact Artist Services Manager Laurie Espinoza at 530-752-8452 or llespinoza@ucdavis.edu

Rental bookings: Contact Billing System & Rental Coordinator Russ Postlethwaite at 530-754-8672 or rpostlethwaite@ucdavis.edu

MondaviArts.org
 Administration: 530-754-5000
 Ticket Office: 530-754-2787

WELCOME

The Robert and Margrit Mondavi Center for the Performing Arts is a state-of-the-art facility that houses over 250 events and performances per year, ranging from concerts and dance performances to lectures and large conferences. The Production Department's team of dedicated professionals stands ready with our expertise, creativity, and can-do attitude to help make your show or event a resounding success. Anything is possible at the Mondavi Center---and given the right resources, we can create magic for you!

Located on the campus of UC Davis, the Mondavi Center opened in October 2002. It is comprised of two venues. Jackson Hall is a 1,801-seat proscenium theater/concert hall. The Vanderhoef Studio Theater is a versatile black-box space. In addition, events can be held in the spacious Yocha Dehe Grand Lobby and private Bartholomew Room, as well as several outdoor spaces.

The Mondavi Center was designed by Stanley Boles with the firm of Boora Architects of Portland, Oregon. Theatre consultation was by Auerbach Pollock Friedlander. The acoustician was Ron McKay. The general contractor on the project was McCarthy Construction Company.

Thank you for choosing the Mondavi Center for your presentation and performance needs!

MISSION STATEMENT

ACE: The mission of the Mondavi Center

Arts: to enrich the arts in our region and nation

Campus: to support faculty teaching and research and a rich student life at UC Davis

Engagement: to engage audiences, educate youth, and develop teacher capacity

THE PRODUCTION DEPARTMENT

The Mondavi Center Production Department consists of 16 full-time staff, 20 part-time professional stagehands, and 15 student stagehands. As part of our educational mission, student stagehands fill selected positions and work alongside staff and professional stagehands on specific events



IMPORTANT POLICIES

To help the production process go as smoothly as possible, we want to make you aware of some key Mondavi Center policies. Please let us know if you need additional information about any of these policies. Also, note that, although these are the most important policies, this is not an exhaustive list.

Crew Work Hours

In accordance with the University of California's contract with the University Professional and Technical Employees (UPTe) union, members of the Production staff and crew are given:

- a paid fifteen-minute break after two hours
- an unpaid 30-minute meal period every four to five hours
 - When possible, the Mondavi Center prefers that meal breaks be sixty minutes long

Equipment and Systems

All Mondavi Center equipment will be set up, operated, and taken down by Mondavi Center personnel.

All Mondavi Center systems will be operated by Mondavi Center production personnel. Qualified non-Mondavi Center personnel may operate the lighting, sound, and video systems with the approval of Production Department staff.

Pre-show Emergency Announcement

The State of California requires an announcement regarding the emergency exits to be made at the beginning of every performance or event that is held in Jackson Hall. It can be recorded, live, or projected. The Stage Manager for your event will coordinate the logistics of this announcement with you.

Maximum Sound Levels

Due to the acoustical nature of the Mondavi Center, sound levels above 87 decibels (dB) in the Jackson Hall seating area and the entire Vanderhoef Studio Theatre space have proven to be particularly detrimental. In addition, certain frequencies are especially amplified in Jackson Hall, and pushing or not controlling these frequencies will cause discomfort to most audience members. The following is language that is incorporated in the UC Davis Performance Agreement that has already been agreed to and signed off on by your artist or agent:

"In order to provide the best experience for both Artist(s) and patrons, the following must be adhered to with regard to sound levels in the Audience Chamber:

- (1) Artist(s) agrees that Artist's staff will consult with University sound engineer on all sound levels, balances, equalizations, and stage instrument amplifier settings;
- (2) Average sound levels resonating in the Audience Chamber may not exceed 87 dB, as measured by a member of the University's staff using a professional sound meter on setting "C" at the house mix position;
- (3) If Artist's(s') engineer operates the sound board, University sound engineer shall retain ultimate control of the sound pressure levels, balances, equalization, and stage instrument amplifier settings;
- (4) At all times, Artist(s) or Artist's(s') representative must be present at sound checks.

To specifically ensure the safety of the Artist(s), the Artist's(s') staff, University staff, and patrons, the following must be adhered to with regard to the sound level in the area from the front of the Performance stage floor to the back of the Performance stage wall ("On-stage"):

- (5) Average sound levels resonating On-stage may not exceed 95 dB in Jackson Hall and 87 dB in the Vanderhoef Studio Theatre, as measured by a member of the University's staff using a professional sound meter on setting "C" at the onstage monitor mix position;
- (6) If Artist(s) require monitor levels in excess of 95 dB On-stage in Jackson Hall and 87 dB On-stage in the Vanderhoef Studio Theatre in order to perform, the Mondavi Center will supply in-ear monitors for the Artist(s) to use in lieu of wedges and side fills. Please provide a minimum of ten days' notice for this option." **(Please note:** If needed, organizations renting Jackson Hall or the Vanderhoef Studio Theatre must supply in-ear monitors for their own contracted artists.)

Flameproofing and Safety Standards

It is the policy of the Mondavi Center to fully comply with all University, city, county, state, and federal safety and fire regulations. UC Davis' regulations are among the strictest in the country.

All flown sets and soft goods brought into the facility by outside companies must be flameproofed in full compliance with all applicable city, county, state, and federal codes. Proof of flame retardancy must be provided at the time of load-in. All sets, props, and other items brought into the facility by outside companies must also meet safety standards established by the Production Department. The Production staff reserves the right to prohibit the entry of any item failing to comply with fire codes and/or safety standards.

The fire codes also apply to any equipment set up in the house. The placement of consoles, cable runs, cameras with tripods, etc. is subject to the approval of the Mondavi Center Production Manager and, in some cases, the UC Davis Fire Marshal.

Fire Curtain

No equipment may be set up on the stage that will in any way impede the operation of the fire curtain. This includes chairs, mic stands, music stands, and monitor wedges.

Hard Hats

Anyone located on the Jackson Hall stage will don an approved hard hat whenever workers enter the grid area. Anyone working as personnel lift or ladder crew will don an approved hard hat.

Anyone entering the Vanderhoef Studio Theatre tension grid area will don an approved hard hat. In addition, anyone located underneath the tension grid in the Vanderhoef Studio Theatre will don an approved hard hat whenever workers enter the grid area above.

Fall Protection

Anyone working at height as defined by Cal-OSHA must use a Mondavi Center-approved harness (whether using a personal harness or one supplied by the Mondavi Center) and be clipped into a Mondavi Center-approved fall protection system (whether using a personal fall protection system or one supplied by the Mondavi Center).

Personnel Lift Use

The Mondavi Center owns two Genie personnel lifts. The crew has been trained to follow ALL safety rules that have been set by Genie. These rules include, but are not limited to:

- The lifts will be thoroughly inspected prior to each use
- The basket must be lowered completely before moving or re-positioning the lift
- The lift outriggers will be used at all times while the Genie is in use and will not be bypassed at any time
- The lift will not be used to carry objects to height
- Only one person at a time will be allowed in the basket
- The lifts may not be used to climb onto truss or sets at height

Note: If you bring your own personnel lift to use at the Mondavi Center, you will also be required to comply with these safety rules.

Material Data Safety Sheets (MSDSs/SDSs)

To comply with Occupational Safety and Health Association regulations, every material used in the Mondavi Center must have an OSHA-approved MSDS/SDS on file. If you plan to bring any materials that are necessary for your show, please let us know in advance. If we're not able to track down the applicable OSHA-approved MSDS/SDS, we'll need you to supply a copy.

Special Effects

The use of special effects equipment---including, but not limited to, smoke machines, fog machines, hazers, and all types of pyrotechnic equipment---as well as the use of candles, prop cigarettes, and all types of flames is subject to the advance approval of the Production Manager and the UC Davis Fire Marshal. Please provide a minimum of three weeks' advance notice. The fire alarm system has to be bypassed in the zones where atmospheric effect machines are used, and we must be granted a permit in advance from the Fire Marshal in order to schedule this. The operation of all atmospheric effect machines must be coordinated with Mondavi Center staff at all times, including load-in, lighting focus, sound check, rehearsal, and show.

Smoking and Use of Tobacco Products

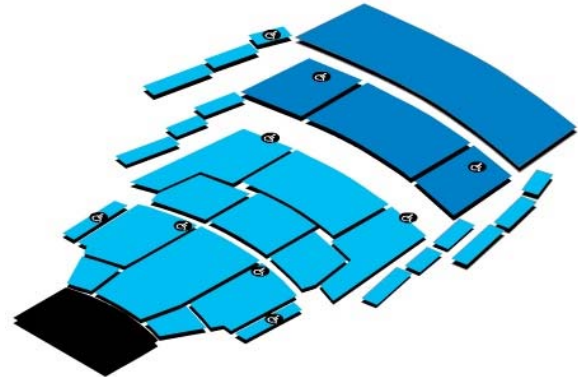
UC Davis is a smoke- and tobacco-free campus. Smoking, the use of smokeless tobacco products, and the use of unregulated nicotine products (e-cigarettes) is strictly prohibited on any UC Davis-owned or -leased property, indoors and outdoors, including parking lots and residential spaces.

Mondavi Center UC DAVIS

TECHNICAL SPECIFICATIONS

Seating at Jackson Hall

Orchestra lift #1	70
Orchestra lift #2	58
Orchestra main floor	591
Orchestra Terrace	371
Orchestra Boxes	16
Grand Tier (balcony)	309
Grand Tier Boxes	32
Upper Tier (balcony)	322
Upper Tier Boxes	<u>32</u>
Total:	1,801



Stage Dimensions

Overall:	50' deep x 112'-8" wide (15.24m x 34.34m)
Concert shell storage (behind stage):	20' deep x 37' wide (6.1m x 11.28m)
Proscenium width:	49'-6" (15.09m)
Proscenium height :	Variable 20'-0" (6.1m) to 38'-6" (11.73m)
Height of stage:	3'-8" (1.11m)
Plaster line to upstage wall:	50'-3" (15.33m)
Plaster line to last lineset:	46'-0" (14.77m)
Plaster line to apron edge:	7'-1" (2.16m)
Curtain line to apron:	8'-1" (2.46m)
Curtain line to edge of Lift #1:	20'-10" (6.35m)
Curtain line to edge of Lift #2:	27'-10" (8.48m)
Curtain line to upstage wall:	50'-0" (15.24m)
Center line to stage left wall:	60'-0" (19.22m)
Center line to stage right wall:	52'-0" (16.17m)
Height to under grid:	80'-0" (24.4m)
Access to house:	Corridors on each side of the stage

[Note: Because of the configuration of the seats, stairs cannot be added from the stage to the house.]

Stage Floor Construction

Dropped tongue & groove white oak strip flooring with two layers of ¾" plywood on 2" x 4" sleepers laid on 24" centers.

Color: black

Lagging into the stage deck is permitted only at the discretion of the MC Master Carpenter, with pilot holes required. Please contact the Master Carpenter for details.

Orchestra Lifts

Lift #1: 48' wide x 13' deep at center line (14.64m x 3.97m)

Lift #2: 58' wide x 7' deep at center line (17.69m x 2.14m)

Lift #1 has an area of 800 square feet (74.32 square meters) and can accommodate approximately 50 musicians. If Lift #1 is used, 70 seats are killed.

Lifts #1 and #2 have a combined area of 1,200 square feet (111.48 square meters) and can accommodate approximately 75 musicians. If Lifts #1 and #2 are both used, 128 seats are killed.

Both orchestra lifts can be raised from 0'-0" (house level) up to stage level at 3'-8" (1.11m). They may also be lowered below house level to be set up as an orchestra pit. The orchestra lifts may not be raised or lowered during a performance.

Other Dimensions

FOH catwalk #1 to center line at plaster: 80'-0" (24.4m) – 43° angle

FOH catwalk #2 to center line at plaster: 96'-0" (29.28m) – 34° angle

Box booms to deck:

Upper 50'-60' (15.25m-18.3m)

Lower 25'-35' (7.63m-10.28m)

45° downward and 45° to stage

Balcony rail to center line at plaster: 102'-0" (31.11m) – 7° angle

Control booth to center line at plaster: 120'-0" (36.6m) – 5° angle

Projection booth to center line at plaster: 138'-0" (42.09m) – 12° angle

Followspot booth to center line at plaster: 150'-0" (45.75m) – 26° angle

Counterweight System

Type:	Single purchase counterweight 1 st electric is a modified double purchase handline system
Operation:	Manual
Weight available:	+/-50,000 lbs. (22,700kg) counterweight available
Linesets:	64 sets - installed at 8" (20.32 cm) centers, except for sets #6 - #12 at 6" (15.24 cm) centers
Lines per set:	7 lines rigged every 12' (3.66m)
Batten length:	73'-6" (22.42m)
Batten travel:	Typical 74'-0" (22.56m) from +4'-0" (1.22m) to +78'-0" (23.79m) 1 st electric: 50'-0" (15.25m) from +3'-0" (.92m) to +53'-0" (16.17m)
Ladder sets:	Two linesets running upstage/downstage for lighting ladders, each 43'-7" (13.33m) long and 40'-2" (12.26m) from center
Tab sets:	Two linesets running upstage/downstage for tabs, each 41'-0" (12.49m) long and 41'-11" (12.8m) from center
Locking rail locations:	Stage right at stage level and at midrail
Pinrails:	Midrails on stage right and stage left at 36' (10.97m) above the deck
Arbor capacity:	2,200 lbs. (1,000kg) above pipe weight
Loading:	Two locations - at the grid-level loading bridge and SR midrail
Other equipment:	Bottom pipe for backdrops

Draperies

Drape	Quantity	Size	Color
Main curtain (2 – panels)	1	38'-9" x 34'-0" (11.82m x 12.81m)	Navy Blue
Main valance	1	73'-6" x 20'-0" (22.42m x 6.1m)	Navy Blue
Legs	12	18'-0" x 34'-0" (5.49m x 10.37m)	Black
Borders	6	73'-6" x 15'-0" (22.42m x 4.57m)	Black
Traveler panels	4	59'-0" x 34'-0" (18m x 10.37m)	Black
Full stage black-outs	2	38'-0" x 34'-0" (11.58m x 10.37m)	Black
Cycloramas (filled scrim)	2	73'-6" x 34'-0" (22.42m x 10.37m)	White
Bounce cyclorama	1	73'-6" x 31'-0" (22.42m x 9.46m)	Natural
Sharkstooth scrim	1	73'-6" x 35'-0" (22.42m x 10.68m)	Black
Tabs	4	8'-6" x 45'-0" (2.59m x 13.73m)	Black

Rigging

Gridiron:	80'-0" (24.4m) above stage floor with 7' (2.14m) clear to roof Clear area grating grid with 3" x 4" (.08m x .1m) openings
Bearing bar capacity:	290 lbs. (131.66kg) 12' x 8' (3.66m x 2.44m) grid of 2,000 lb. (908kg) point load capacity
Chain hoists:	3 @ 1-ton (907.19 kg)

Please note: Rigging points are limited downstage of the plaster line. Please check with the Master Carpenter regarding options.

Stage Equipment and Properties

Item(s)	Quantity
Chairs, black Wenger Musician	250
Chairs, black Wenger Cello	18
Music stands, Wenger	90
Music stand lights	65
Orchestra risers – extensive inventory of decks and frames	Check with the Master Carpenter for details
Conductor's podium	1
Dance floor, Harlequin Studio – black only	7 rolls
Dance floor, Harlequin Standfast – black only	7 rolls
Barres	7
Rosin boxes	2
Flag with base, United States – 3' x 5'	1
Flag with base, State of California – 3' x 5'	1
Flag with base, University of California – 3' x 5'	2
Lecterns (do not match)	2
Tables – rectangular – various sizes	50
Tables – 72" rounds	20
Concert shell with full overhead and side structures and backing towers, plus overhead lights incorporated for general white concert lighting	1

Please note: The use of all stage equipment, other than the concert shell, is subject to availability and must be requested in advance. Equipment is shared with the Vanderhoef Studio Theatre, with priority given to Mondavi Center Presents performances.

LINESET SCHEDULE

Please note: If you would like a copy of the hang we expect to have in the air before your show, please contact the Master Carpenter.

Line-set #	Distance from plaster	Hang	Notes	Weight
FC	0'-0" (0m)	Fire Curtain	Nothing may be placed in the fire curtain line	N/A
1	1'-2" (0.36m)	Grand Valance – Navy Blue	*** Dedicated set	
2	1'-8" (0.51m)	Main Curtain – Navy Blue	*** Dedicated set	
3	2'-4" (0.71m)	Motorized projection screen	*** Dedicated set	
4	No pipe	-----	-----	-----
E1	3'-5" (1.04m)	1st Electric	*** Dedicated set - truss batten with raceway	
5	No pipe	-----	-----	-----
6	4'-7" (1.40m)			
7	5'-1" (1.55m)			
8	5'-7" (1.70m)			
9	6'-1" (1.85m)			
10	6'-7" (2.01m)			
11	7'-1" (2.16m)			
12	7'-9" (2.36m)			
13	8'-9" (2.67m)			
14	9'-6" (2.90m)			
15	10'-2" (3.10m)			
16	10'-10" (3.30m)			
17	11'-6" (3.51m)			
18	12'-2" (3.71m)			
19	12'-11" (3.94m)			
20	13'-6" (4.11m)			
21	14'-3" (4.34m)			
22	14'-10" (4.52m)			
23	15'-8" (4.78m)			
24	16'-8" (5.08m)			
25	17'-7" (5.36m)	Cinema border - 15'H (3.66m) x 79'W (22.4m)	*** Dedicated set	
26	18'-2" (5.54m)	Cinema legs - 18'-0" x 34'-0" (5.49m x 10.37m)	*** Dedicated set	
27	18'-10" (5.74m)	Cinema screen – 20'H (6.1m) x 40'W (12.19m)	*** Dedicated set	
28	19'-6" (5.94m)	Full stage black-out – 2 pieces @ 34'H x 59'W	*** Dedicated set	

Line-set #	Distance from plaster	Hang	Notes	Weight
29	20'-3" (6.17m)			
30	20'-11" (6.38m)			
31	21'-6" (6.55m)			
32	22'-3" (6.78m)			
33	22'-11" (6.99m)			
34	23'-9" (7.24m)			
35	24'-8" (7.52m)			
36	25'-7" (7.80m)			
37	26'-3" (8.00m)			
38	26'-11" (8.20m)			
39	27'-7" (8.41m)			
40	28'-3" (8.61m)			
41	28'-10" (8.79m)			
42	29'-7" (9.02m)			
43	30'-3" (9.22m)			
44	30'-11" (9.42m)			
45	31'-9" (9.68m)			
46	32'-9" (9.98m)			
47	33'-7" (10.24m)			
48	34'-3" (10.44m)			
49	34'-11" (10.64m)			
50	35'-6" (10.82m)			
51	36'-3" (11.05m)			
52	36'-11" (11.25m)			
53	37'-7" (11.46m)			
54	38'-3" (11.66m)			
55	38'-11" (11.86m)			
56	39'-9" (12.12m)			
57	40'-9" (12.42m)			
58	41'-7" (12.67m)			
59	42'-3" (12.88m)			
60	42'-11" (13.08m)			
61	43'-8" (13.31m)			
62	44'-2" (13.46m)			
63	44'-10" (13.67m)			
64	45'-5" (13.84m)			
65	46'-0" (14.02m)			
SR T	42' SR of CL	2 – Tabs	45'-0" x 11'-0" each	
SR L	40' SR of CL			
SL L	40' SL of CL			
SL T	42' SL of CL	2 – Tabs	45'-0" x 11'-0"	

Mondavi Center
UCDAVIS

SOUND SYSTEM and EQUIPMENT

Front of House

Console:	Midas PRO X-CC-TP For console information, visit http://www.music-group.com/Categories/Midas/Mixers/Digital-Mixers/PRO-X-CC-TP/p/P0B4A
Speakers:	
Mains (L & R)	Meyer M'elodie line arrays; 12 – cabinets per side
Subwoofers	4 – Meyer HP-600 dual 15" cabinets – located under the stage
Front fills	Meyer M'elodie – 2 per side
Box seating fills	EAW UB12SE – 3 per side
Digital signal processing:	Galileo 16-channel DSP
Outboard gear:	1 – Denon D-4500 dual CD player 1 – Tascam CD-450 CD player 1 – Sony MDS-E10 minidisk recorder 1 – Alesis Masterlink recorder 1 – Denon DN550R recorder (thumb drive)

Front of House mix position

The FOH console is installed in the center of the Orchestra Terrace section in an area that is 8' deep by 12' across. The audio engineer is just under the lip of the Grand Tier and has direct line-of-sight with the arrays.

Monitor System

Console:	Midas PRO2C-CC-TP For console information, visit http://www.music-group.com/Categories/Midas/Mixers/Digital-Mixers/PRO2C-CC-TP/p/P0BNK
Wedges:	13 – Renkus-Heinz PN121/m12 (active)
Outboard gear:	2 – Klark Teknik DN504-B compressor/limiters 6 – Klark Teknik DN360-B 1/3 octave EQs 2 – Yamaha SPX990 effects processors

Microphones and Direct Boxes

Manufacturer	Model	Quantity	Notes
AKG	D-112	1	
AKG	C-414	6	
AKG	C-451	4	
AKG	C-1000	6	
AKG	C-3000	2	
Audio-Technica	ATM25	1	
Audio-Technica	AT4033	2	
Countryman	E6	4	
Crown	PCC-160	6	
DPA	4088	2	
EV	RE20	2	
Neumann	KM 105	4	
Neumann	KM 184	4	
Sennheiser	421	6	
Sennheiser	e 604	6	
Sennheiser	e 609	2	
Shure	Beta 52A	1	
Shure	Beta 57A	1	
Shure	Beta 58A	2	
Shure	Beta 87C	14	Wireless handheld transmitter
Shure	Beta 91	1	
Shure	Beta 98	5	
Shure	KSM9	5	
Shure	KSM32	4	
Shure	MX153	3	
Shure	SM57	12	
Shure	SM58	14	One with switch
Shure	SM81	3	
Shure	UR1	14	Wireless bodypack transmitter
Shure	UR4D	7	Dual channel wireless receiver
Whirlwind	PCDI	2	Direct box
Radial	JDI	4	Direct box
Radial	J48	2	Direct box
Generic	Generic	8	Direct box

Backline

Steinway Model D 9' concert grand pianos – 2
Steinway Model B 7' concert grand piano – 1
Steinway Boston upright piano – 1
Yamaha Stage Custom jazz drum kit – 1
 with 18" and 20" kick drums and standard sizes
Fender '65 Twin Reverb Vintage Reissue guitar amp – 1
Fender Hot Rod DeVille 212 guitar amp – 1
SWR 750x bass amplifier head – 1
SWR 410 bass speaker cabinet – 1
SWR 15 bass speaker cabinet – 1
Gallien-Kreuger 800 bass amplifier head – 1
Harkte 410 bass speaker cabinet – 1
Harkte 15 bass speaker cabinet – 1

Please note: Microphones, direct boxes, and backline are shared with the Vanderhoef Studio Theatre, with priority given to Mondavi Center Presents performances.

Clear Comm

A four-channel communication system is available throughout Jackson Hall, with both wired and wireless headsets available.

Backstage Paging and Show Relay

Backstage paging and show relay are fed throughout the backstage areas, including hallways, with individual volume controls in the dressing rooms. Paging mics are located downstage left, downstage right, and in the control booth.

Assistive Listening System

A Listen Technologies FM system is provided for the hearing impaired, consisting of an FM transmitter and receivers/headsets for patrons. Stage relay is fed from the FOH console.

Audio Challenges in Jackson Hall

We've learned a lot since our venue opened. Since we want you to have the best possible sound quality for your show, please take a moment to learn from our experiences.

Jackson Hall was designed primarily for classical music events. The hall has hard surfaces such as wood and stone. The room has a natural reverb time of 1.7 seconds. For amplified events, we have motorized acoustical treatment, which helps somewhat. We also have our narrow-focus line arrays, which aid in keeping the direct sound off the stone and wood surfaces.

In addition, we employ four M'elodie boxes as front fill. Because of the height of the line array, sometimes the front fills are asked to provide more coverage than they were designed for. Because of this, you may need to adjust the volume to provide even coverage from the front row back to row ten. This can be challenging if you're dealing with loud stage volume.

At FOH, because of the overhang and glass behind the console, the mix position acts as a bass trap with the loss of some of the mids. We strongly recommend that you walk the hall to listen at various locations to find out what audience members are hearing.

Above all, our patrons will always demand that the vocals be intelligible, even if the band is mixed a little softer.

Please let the house audio engineers know if they can provide you with any additional information. If you're not sure of something, ask us. After all, we share the same goal, and that's to make your show the best that it can be.

Sound Pressure Levels

Due to the acoustical nature of the Mondavi Center, sound levels above 87 decibels (dB) in the Jackson Hall seating area and the entire Vanderhoef Studio Theatre space have proven to be particularly detrimental. In addition, certain frequencies are especially amplified in Jackson Hall, and pushing or not controlling these frequencies will cause discomfort to most audience members. The following is language that is incorporated in the UC Davis Performance Agreement that has already been agreed to and signed off on by your artist or agent:

"In order to provide the best experience for both Artist(s) and patrons, the following must be adhered to with regard to sound levels in the Audience Chamber:

- (1) Artist(s) agrees that Artist's staff will consult with University sound engineer on all sound levels, balances, equalizations, and stage instrument amplifier settings;
- (2) Average sound levels resonating in the Audience Chamber may not exceed 87 dB, as measured by a member of the University's staff using a professional sound meter on setting "C" at the house mix position;

Sound Pressure Levels - continued

(3) If Artist's(s') engineer operates the sound board, University sound engineer shall retain ultimate control of the sound pressure levels, balances, equalization, and stage instrument amplifier settings;

(4) At all times, Artist(s) or Artist's(s') representative must be present at sound checks.

To specifically ensure the safety of the Artist(s), the Artist's(s') staff, University staff, and patrons, the following must be adhered to with regard to the sound level in the area from the front of the Performance stage floor to the back of the Performance stage wall ("On-stage"):

(5) Average sound levels resonating On-stage may not exceed 95 dB in Jackson Hall and 87 dB in the Vanderhoef Studio Theatre, as measured by a member of the University's staff using a professional sound meter on setting "C" at the onstage monitor mix position;

(6) If Artist(s) require monitor levels in excess of 95 dB On-stage in Jackson Hall and 87 dB On-stage in the Vanderhoef Studio Theatre in order to perform, the Mondavi Center will supply in-ear monitors for the Artist(s) to use in lieu of wedges and side fills. Please provide a minimum of ten days' notice for this option." (**Please note:** Organizations renting Jackson Hall or the Vanderhoef Studio Theatre must supply in-ear monitors for their own contracted artists.)

LIGHTING

Control and dimmers

Console: ETC Eos (v2.7.1) with 2 x 20 fader wing and remote focus capability. Rack-mount Eos master station permanently installed downstage right, with the console permanently installed in the control booth at the rear of the Orchestra Terrace seating section. Portable rack-mount client station connects via Ethernet. Wireless network available for ETC client connectivity.

Dimmers: ETC Sensor
 576 @ 2.4Kw
 16 @ 6Kw

Circuits: Stage pin

Please note: First DMX Universe includes FOH and stage overhead circuits.

Lighting Inventory

Manufacturer	Model	Quantity	Wattage	Notes
ETC	Source 4 – 5°	12	575	
ETC	Source 4 – 10°	55	575	
ETC	Source 4 – 19°	40	575	
ETC	Source 4 – 26°	75	575	
ETC	Source 4 – 36°	80	575	
ETC	Source 4 – 50°	10	575	
ETC	Source 4 – PAR	80	575	With WFL, MFL, NSP, and VNSP for each
Strand	8" Fresnel	36	2000	
L&E	Broad cyc – 3-cell	9	1000	
L&E	Cyc strip – 9-cell	10	750	
Strong	Super Trouper II	2	2000	Permanently located in followspot booth above and behind center of the Upper Tier seating section

Lighting Accessories

8" Barn doors:	36
Top hats for Source 4 instruments:	20
Drop-in iris units:	9
Color extenders:	8
Lighting booms:	8 @ 10' (3.05m) high
Rover booms:	6
Side arms with sliding tees:	64
Rosco Vortex 360° dual rotators:	2

Additional Equipment

- Tech table with Ethernet connection for lighting client station (Net/DMX), stage manager's panels, and Clear Comm
- DMX input and output nodes (up to four DMX universes per node)
- DMX cable and 3-pin to 5-pin adapters
- Spotting light

VIDEO PROJECTION

Video Projector and Image Processing

Barco HDX-4k20 FLEX 3-Chips DLP Projector (stock built):	1
Lenses (TLD+):	
Long Throw – 4.5-7.5:1	1
Short Throw – 2.8-4.5:1	1
Barco SLM R12+ Performer DLP projector:	1
Lenses (TLD):	
Long throw – 5.0-8.0:1	1
Short throw – 2.8-5.0:1	1
Image processing:	
Barco S3-4k (stock built)	1
Folsom ImagePRO-HD	1
Playback:	
Denon DN-V200 DVD player	1
Denon DBP-1611UD Blu-ray player	1

Projection Screens

<u>Da-Lite 10'-6"H (3.2m) x 14'W (4.27m)</u> viewable area for 4:3 aspect ratio media – front (perforated) projection surface	1
<u>Da-Lite 9'H (2.74m) x 16'W (4.88m)</u> viewable area for 16:9 aspect ratio media – front (perforated) projection surface	1
<u>Hurley 20'H (6.1m) x 40'W (12.2m)</u> cinema screen – front (perforated) projection surface	1

Projection Screens - continued

Da-Lite 22'-6"H (6.86m) x 30'-0"W (9.14m)

viewable area –

motorized Matte White front projection screen

permanently located on lineset #3

1

Video Patch Bay

- Located both upstage and downstage stage left and right
- All cables are run from the Jackson Hall control booth to a terminal cabinet in the Trap Room (basement level), then split off to different locations backstage

BNC Connector (Belden 1505a)	4
5 Wire BNC connector (Canare)	1
Cat 5e Data port	2
ST Optical Fiber (Single Core)	2

Please note: Video projection inventory is shared with the Vanderhoef Studio Theatre, with priority given to Mondavi Center Presents performances.

Mondavi Center
UCDAVIS
POWER DISTRIBUTION

Please note: There is no shore power available.

Company Switches

Amps	Location	Distance to downstage center	Notes
400 amp 120/208VAC 3 Ø	SL	61' (18.59m)	FM Cam-Lok™ connections with double neutrals as well as tail connection lugs and breakers
400 amp 120/208VAC 3 Ø	SL	63' (19.2m)	FM Cam-Lok™ connections with double neutrals as well as tail connection lugs and breakers
200 amp 120/208VAC 3 Ø	SL	65' (19.81m)	<u>Isolated ground for audio</u> FM Cam-Lok™ connections with double neutrals as well as tail connection lugs and breakers
400 amp 120/208VAC 3 Ø	USR	70' (21.33m)	FM Cam-Lok™ connections with double neutrals as well as tail connection lugs and breakers
60 amp 120/208VAC 3 Ø	USR	70' (21.33m)	FM interlocked disconnect pin-and-sleeve connector
200 amp 120/208VAC 3 Ø	SL midrail	105' (32m)	FM Cam-Lok™ connections with double neutrals as well as tail connection lugs and breakers
60 amp 120/208VAC 3 Ø	At gridiron level	n/a	FM interlocked disconnect pin-and-sleeve connector
100 amp 120/208VAC 3 Ø	Balcony rail	n/a	FM interlocked disconnect pin-and-sleeve connector
100 amp 120/208VAC 3 Ø	Projection booth	n/a	FM interlocked disconnect pin-and-sleeve connector

LOADING DOCK and BACKSTAGE SUPPORT

Loading Dock

The loading dock is located on the west side of the facility just off Old Davis Road (Arboretum Drive). It can accommodate up to three full-size trailers simultaneously. Equipment may be off-loaded directly onto the dock from trucks with dock-level gates or pushed from ground level up to the dock via a ramp. Trailers may be left for the length of the engagement. **Please note: There is no shore power available.**

Location	Upstage left
Number of bays	3
Dock height	4' (1.22m)
	Two bays have dock levelers that can be lowered to approximately 3' (0.9144m)
Loading doors	2 - 10'-6" high x 9'-11" wide (3.01m x 3.24m)
Push distance to stage	53' (16.15m)
	Push is straight inside to upstage left and at stage level [no stairs, elevators, etc.]

Please note: The loading dock serves the entire Mondavi Center.

Set and Crate Storage

Set and Crate is a storage area located just inside the loading dock and adjacent to upstage left. It encompasses approximately 500 square feet (46.45 square meters). Additional storage space may be available. Please contact the Production Department for more details.

Visiting Production Office

The Visiting Production Office is located at stage level and is equipped with tables, chairs, and a telephone line. (A calling card is required to make long-distance calls.) Wireless high-speed internet is available upon request.

Dressing Rooms

Room	Capacity	Location	Notes
142	2	Stage level	
145	2	Stage level	
211	10	2 nd level	Accessible via stairs or elevator
212	10	2 nd level	Accessible via stairs or elevator
214	16	2 nd level	Accessible via stairs or elevator
217	16	2 nd level	Accessible via stairs or elevator
Quick change	N/A	Stage level – USR	
Quick change	N/A	Stage level – USL	

All dressing rooms are ADA-compliant and equipped with mirrors, toilets, sinks, and showers. Wardrobe racks are available for all rooms.

Williams Green Room

The Williams Green Room is located at stage level and is 1,100 square feet (102.19 square meters). It is fully equipped with a sink, microwave oven, small refrigerator, and counter space. Adjacent to the Williams Green Room is the Artist Courtyard, a private outdoor area.

Wardrobe Room

The Wardrobe Room is located on the second level and is accessible by stairs or the elevator. It is fully equipped with two washers, two dryers, irons, ironing boards, two professional steamers, and a sewing kit, as well as an inventory of towels for artists.

Catering Kitchen

The Catering Kitchen is located at stage level in the hallway between the two theatres. It is meant to be a warming and staging area only for caterers. Food may not be prepared or cooked on site. The Catering Kitchen is equipped with refrigerators, a warming oven, an ice machine, a sink, and counter space.



DIRECTIONS to the LOADING DOCK

Shipping and Mailing Address

Mondavi Center for the Performing Arts
UC Davis
One Shields Avenue
Davis, CA 95616-8543

Written Directions

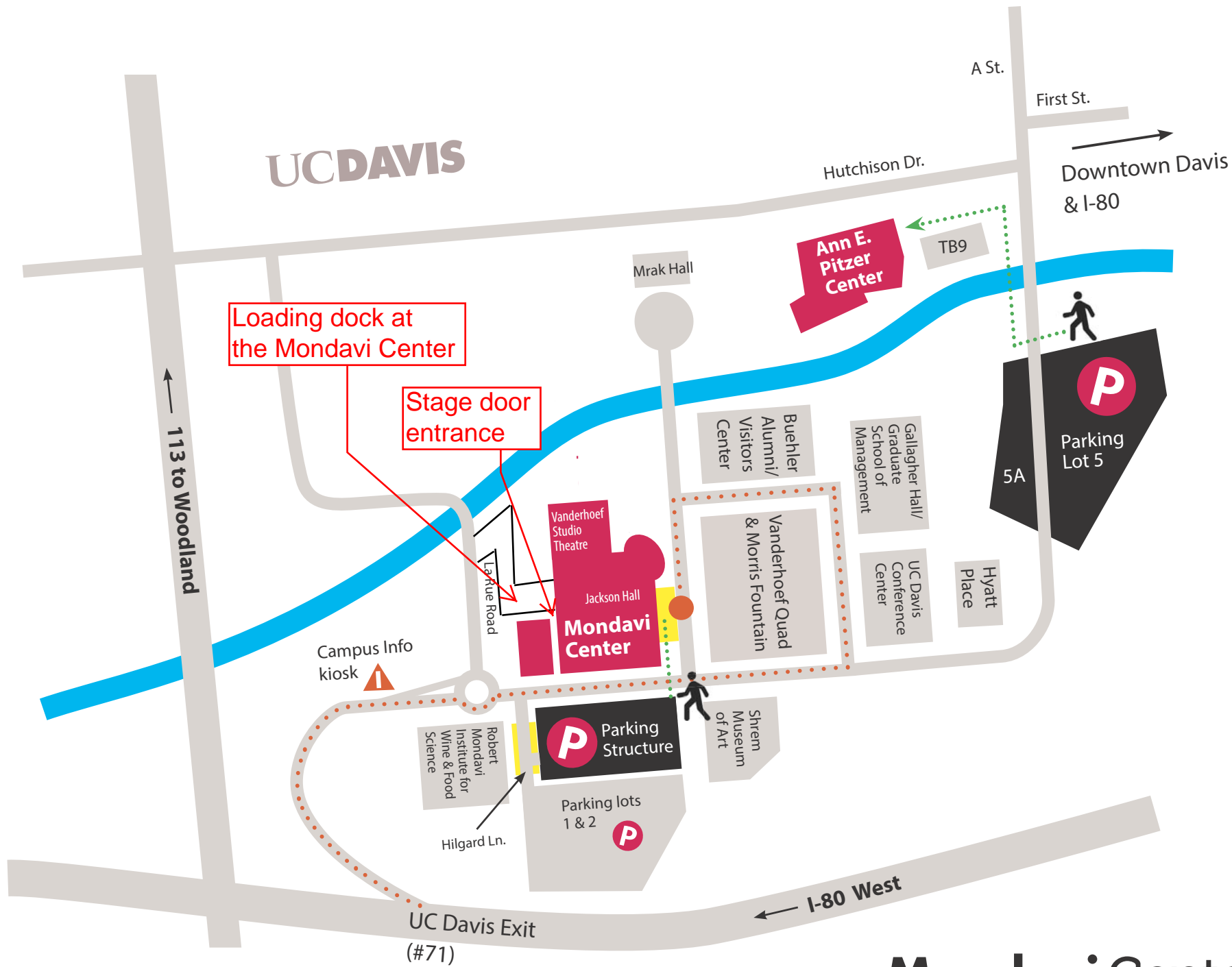
- Take I-80 to Davis.
- Take the exit for the Robert and Margrit Mondavi Center for the Performing Arts (exit 71).
- Turn onto Old Davis Road heading north. Follow it around the bend. You'll go past an information kiosk on the left.
- Just past the kiosk will be a round-about. Follow the round-about around counter-clockwise and take the 2nd exit you come to, so that effectively you make a left turn from Old Davis Road.
- You'll immediately come to a stop sign, which should be Arboretum Drive---turn right.
- Go down the road and turn right towards the parking lot. (It will be the only right turn you can make.)
- As soon as you turn right, the entrance to the loading dock will be on your left.

Coordinates

The Mondavi Center is adjacent to exit 71 off I-80 in Davis, California. Copy and paste the following coordinates into Google Maps™ to show you exactly how to get to the intersection of California and Arboretum:

California and Arboretum: 38.533892,-121.751793

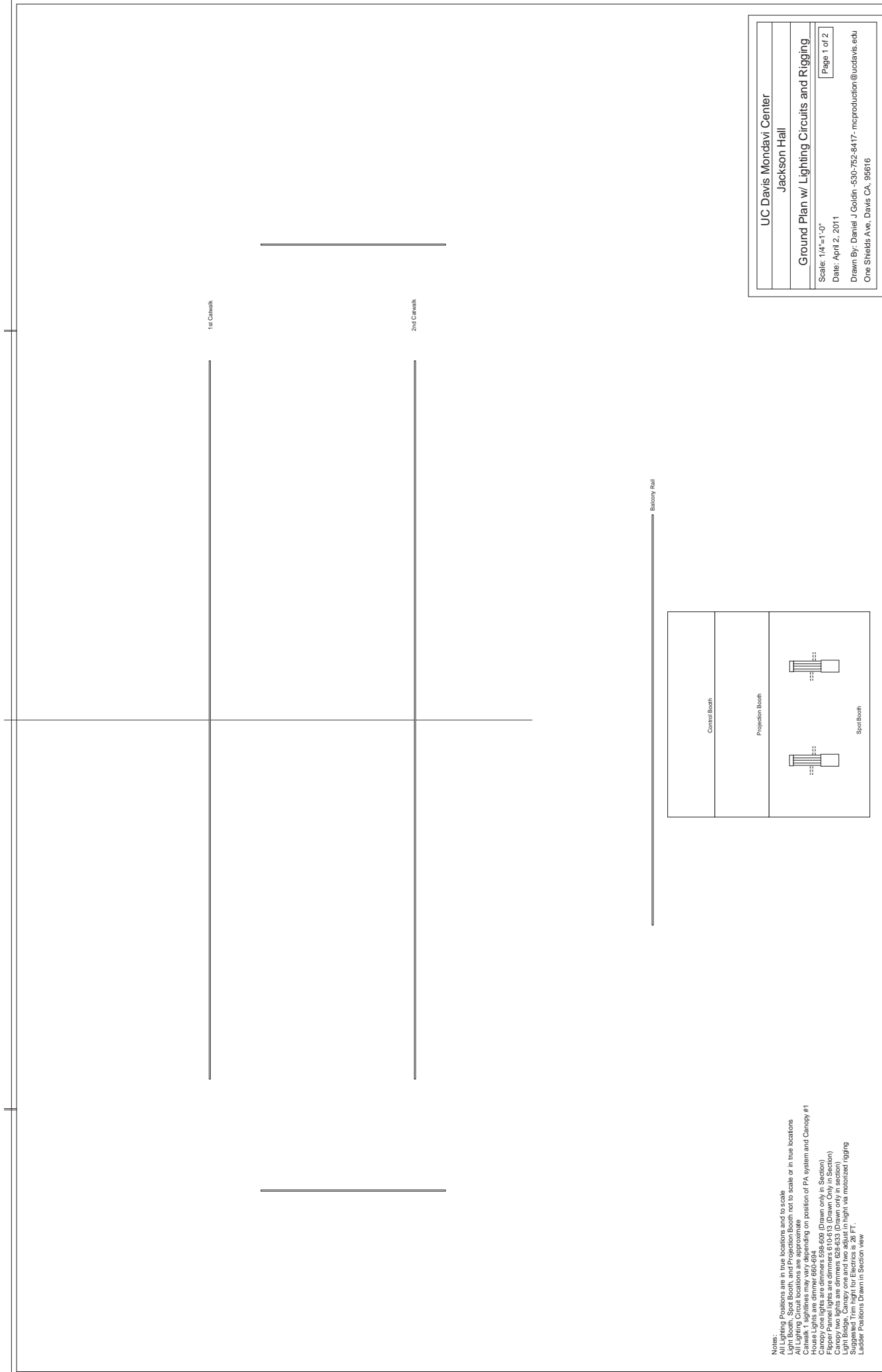
From there, proceed east on Arboretum. Go down the road and turn right towards the parking lot. (It will be the only right turn you can make.) As soon as you turn right, the entrance to the loading dock will be on your left.



Loading dock at the Mondavi Center

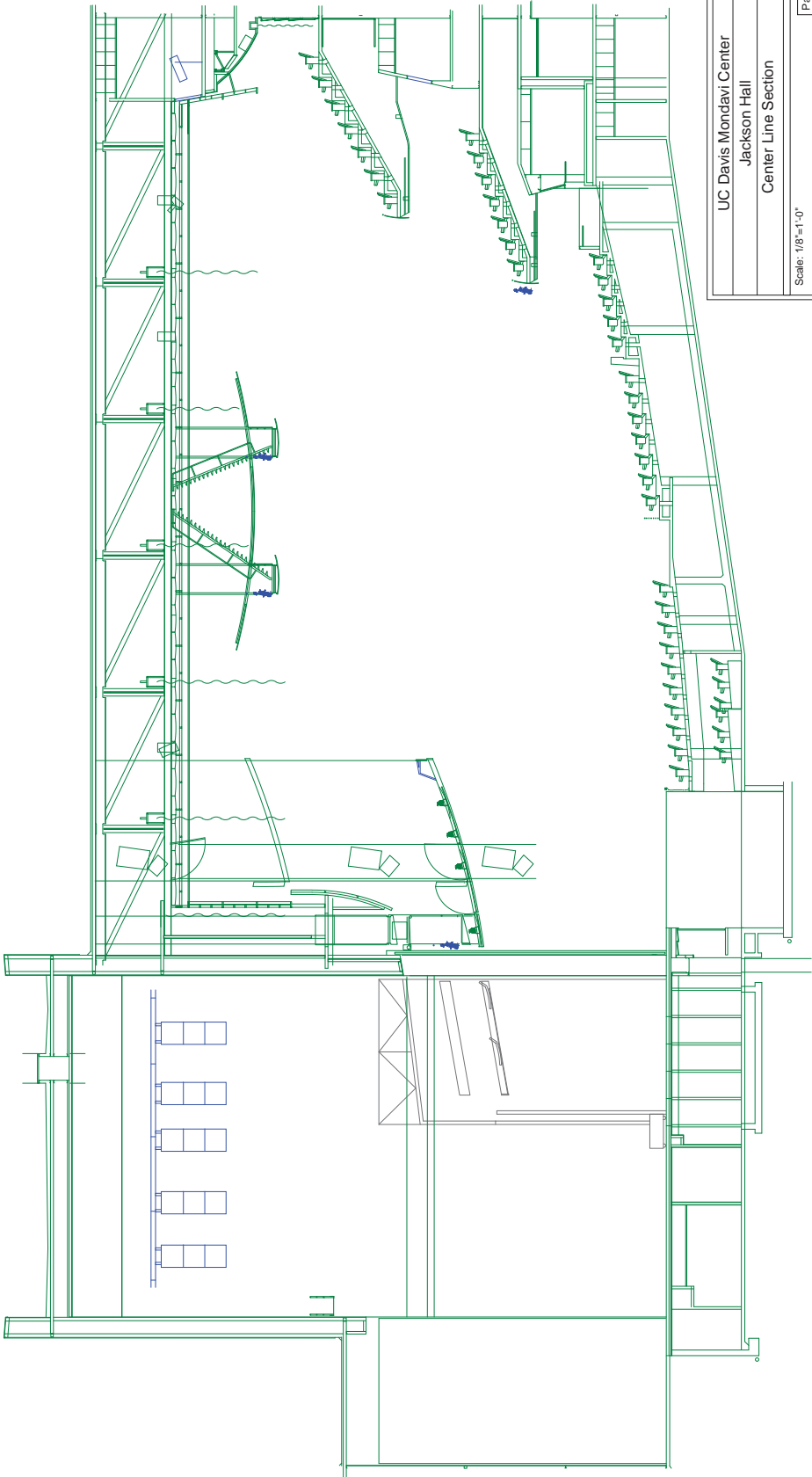
Stage door entrance

Mondavi Center



Notes:
 All Lighting Positions are in true locations and to scale.
 Light Booth, Spot Booth, and Projection Booth not to scale or in true locations.
 All Lighting Circuit locations are approximate.
 All lighting circuit locations are approximate.
 Holes, Ladders and dimmers are shown in approximate locations.
 Holes, Ladders and dimmers are shown in approximate locations.
 Canopy one lights are dimmers 598-609 (Drawn only in Section)
 Flipper Panel lights are dimmers 610-613 (Drawn Only in Section)
 Light Booth, Canopy one and two adjust in light via motorized rigging
 Light Booth, Canopy one and two adjust in light via motorized rigging
 Suggested Trim height for Electrics is 26 FT.
 Ladder Positions Drawn in Section view

UC Davis Mondavi Center	
Jackson Hall	
Ground Plan w/ Lighting Circuits and Rigging	
Scale: 1/4" = 1'-0"	Page 1 of 2
Date: April 2, 2011	
Drawn By: Daniel J. Goldin - 530-752-8417 - mcproduction@ucdavis.edu	
One Shields Ave, Davis CA, 95616	



UC Davis Mondavi Center
Jackson Hall
Center Line Section

Scale: 1/8"=1'-0"
Date: April 2, 2011
mreproduction@ucdavis.edu
One Shields Ave, Davis CA, 95616